



Lewes District Council

Council Tax Information

2025-26

Welcome page

This document shows how much of your money is allocated to Lewes District Council. It shows what your money is spent on and what services are provided to you locally. It also records year-on-year changes in spending and taxes.

You can find detailed information on Lewes District Council's spending plans on our website lewes-eastbourne.gov.uk/spending-and-performance

You can find information on the allocation of Council Tax and spending by **East Sussex County Council** on their website eastsussex.gov.uk/your-council/finance

The Secretary of State made an offer to adult social care authorities. ("Adult social care authorities" are local authorities which have functions under Part 1 of the Care Act 2014, namely county councils in England, district councils for an area in England for which there is no county council, London borough councils, the Common Council of the City of London and the Council of the Isles of Scilly.)

The offer was the option of an adult social care authority being able to charge an additional "precept" on its council tax without holding a referendum, to assist the authority in meeting its expenditure on adult social care from the financial year 2016-17. It was originally made in respect of the financial years up to and including 2019-20. If the Secretary of State chooses to renew this offer in respect of a particular financial year, this is subject to the approval of the House of Commons."

The Council Tax (Demand Notices and Prescribed Classes of Dwellings) (England) (Amendment) Regulations 2025 removes the requirement for billing authorities to include bespoke information on adult social care precept on Council Tax demand notices from 2025 to 2026.

Visit the adult social care page at eastsussex.gov.uk

Visit the **East Sussex Fire and Rescue** website at esfrs.org/about-us/publication-of-information/financial-information

Visit the **Sussex Police and Crime Commissioner** website at sussex-pcc.gov.uk/about/spending

Council Tax Charges for 2025/26

The amount of Council Tax you pay is based on the value of your property. The market value of your property was set on 1 April 1991.

Property Valuation Bands

Band	Property Valuations
A	Up to and including £40,000
B	From £40,001 up to £52,000
C	From £52,001 up to £68,000
D	From £68,001 up to £88,000
E	From £88,001 up to £120,000
F	From £120,001 up to £160,000
G	From £160,001 to £320,000
H	More than £320,000

Your Council Tax bill shows the band that applies to your property.

How your Council Tax is calculated

Planned spending in 2025/26			
Services	24/25	25/26	Change
Corporate Services	6,727	6,641	(86)
Service Delivery	41,355	42,771	1,416
Regeneration and Planning	4,714	5,238	524
Tourism and Culture	443	548	105
Financing and Investment	3,525	4,284	759
Gross Expenditure	56,764	59,482	2,718
Grants and Other Income	(41,584)	(44,779)	(3,195)
Total Budget Requirement	15,180	14,703	(477)

General Government Grants	(1,507)	(1,023)
Business Rates	(4,789)	(4,322)
Collection Fund (Surplus)/Deficit	(91)	(203)
Council Tax Requirement	8,793	9,155

Band D Council Tax	£228.16	£234.99	£6.82
---------------------------	----------------	----------------	--------------

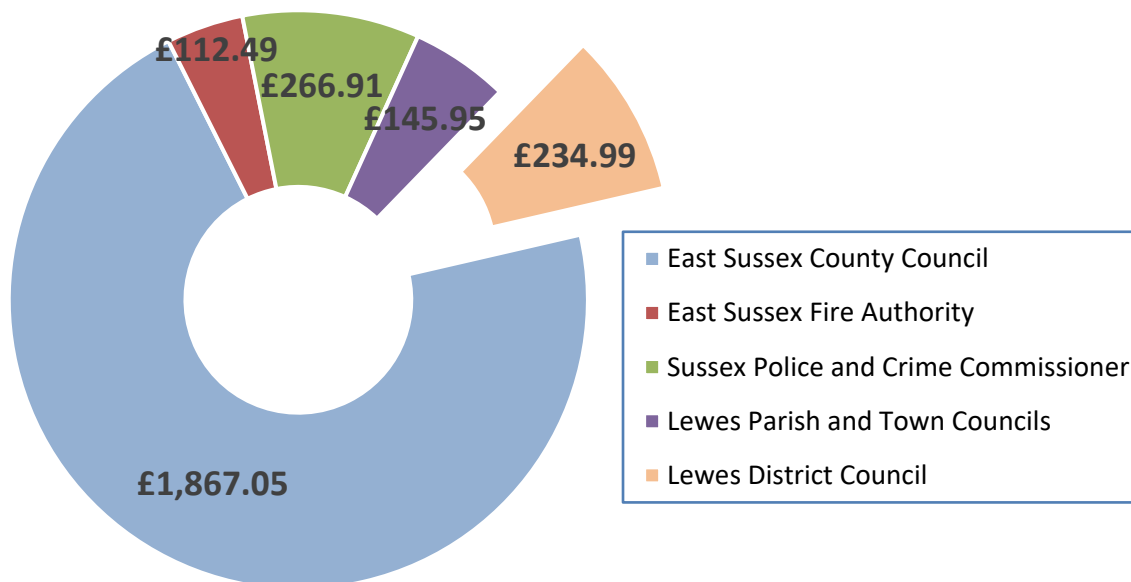
Tax Base (Band D Equivalent)	38,538.3	38,954.9	416.6
-------------------------------------	-----------------	-----------------	--------------

How spending has changed

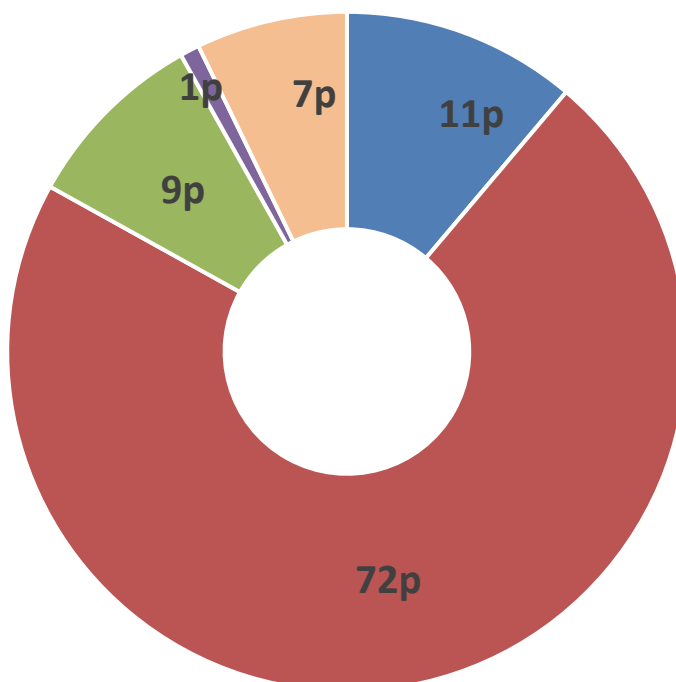
Total Budget Requirement 24/25	15,180
Net pay, prices and fee inflation	76
Net service planning and efficiencies	480
Other technical, financing adjustments	(1,033)
Total Budget Requirement 25/26	14,703

Cost for a typical Band D household for 2025/26

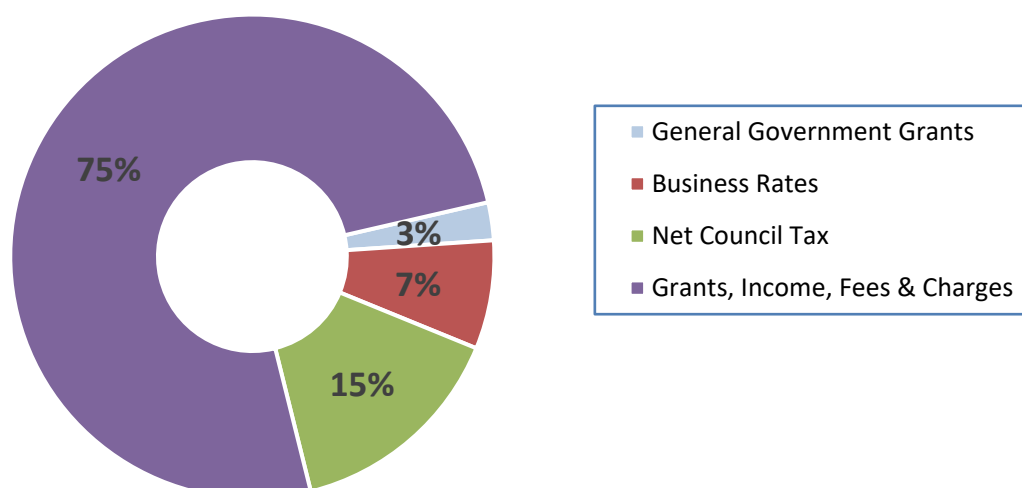
To calculate your Council Tax, we add together money needed by East Sussex County Council, East Sussex Fire Authority, Sussex Police & Crime Commissioner, Parish & Town Councils and Lewes District Council. We divide this amount by our tax base of **38,954.9**, which represents the estimated number of Band D equivalent properties in the Lewes area, to determine the Council Tax for Band D properties.



What we spend each £1 we receive on



How Lewes District Council is funded



Special expenses

Town/Parish area	Special Expenses 24/25	Band D 24/25	Special Expenses 25/26	Band D 25/26
Lewes	£377,053.00	£59.58	£392,231.00	£61.34
Newhaven	£148,350.00	£37.45	£154,371.00	£38.28
Telscome	£63,465.00	£24.62	£65,856.00	£25.57
Seaford	£64,443.00	£6.62	£66,818.00	£6.84
Peacehaven	£45,198.00	£8.96	£46,897.00	£9.14
Chailey	£1,226.00	£0.84	£1,268.00	£0.86
Ringmer	£4,853.00	£2.29	£5,037.00	£2.30
	£704,588.00	£18.28	£732,478.00	£18.80

TOWN AND PARISH PRECEPTS AND TAX BASE

Town/Parish Area	Council Tax Base	Total Parish Precept Required 24/25	Band D Council Tax	Council Tax Base	Total Parish Precept Required 25/26	Band D Council Tax
Barcombe	661.6	£34,777	£52.56	665.8	£40,000	£60.08
Chailey	1,467.2	£87,621	£59.72	1,476.8	£90,892	£61.55
Ditchling	1,176.6	£119,210	£101.32	1,185.5	£129,930	£109.60
East Chiltington	201.1	£8,700	£43.26	199.9	£8,970	£44.87
Falmer	71.6	£1,000	£13.97	73.3	£1,000	£13.64
Firle	127.8	£11,500	£89.98	126.3	£12,075	£95.61
Glynde & Beddingham	190.9	£17,914	£93.84	193.2	£21,196	£109.71
Hamsey	296.9	£19,125	£64.42	296.7	£21,000	£70.78
Iford	94.5	£0	£0.00	94.8	£0	£0.00
Kingston	428.4	£58,585	£136.75	429.6	£60,946	£141.87
Lewes	6,328.1	£1,462,796	£231.16	6,394.0	£1,478,045	£231.16
Newhaven	3,960.8	£672,430	£169.77	4,033.0	£723,962	£179.51
Newick	1,148.5	£73,000	£63.56	1,170.8	£75,100	£64.14
Peacehaven	5,044.9	£864,932	£171.45	5,130.6	£963,719	£187.84
Piddinghoe	130.6	£11,515	£88.17	133.4	£12,515	£93.82
Plumpton	709.6	£84,319	£118.83	726.2	£94,525	£130.16
Ringmer	2,117.6	£155,991	£73.66	2,186.5	£161,550	£73.89
Rodmell	208.7	£16,548	£79.29	210.2	£19,500	£92.77
St Ann Without	40.6	£0	£0.00	41.4	£0	£0.00
St John Without	27.6	£0	£0.00	23.0	£0	£0.00
Seaford	9,729.9	£1,101,019	£113.16	9,765.0	£1,248,360	£127.84
Southease	22.1	£0	£0.00	21.8	£0	£0.00
South Highton	278.1	£19,057	£68.53	274.1	£25,045	£91.37
Streat	84.7	£6,276	£74.10	90.2	£6,391	£70.85
Tarring Neville	9.0	£0	£0.00	8.1	£0	£0.00
Telscombe	2,577.5	£299,937	£116.37	2,575.9	£322,076	£125.03
Westmeston	167.0	£13,000	£77.84	172.9	£13,000	£0.00
Wivelsfield	1,236.3	£125,022	£101.13	1,256.0	£155,616	£123.90
TOTAL	38,538.3	5,264,274	£136.60	38,954.9	5,685,413	£145.95

Your total Council Tax bill

COUNCIL TAX 25/26 - DISTRICT, PARISH AND SPECIAL EXPENSES BY AREA AND VALUATION BAND

PARISH/AREA	BAND A	BAND B	BAND C	BAND D	BAND E	BAND F	BAND G	BAND H
	£							
Barcombe	1,681.81	1,962.12	2,242.41	2,522.72	3,083.32	3,643.94	4,204.53	5,045.44
Beddingham and Glyde	1,714.88	2,000.70	2,286.51	2,572.33	3,143.96	3,715.60	4,287.21	5,144.66
Chailey	1,683.36	1,963.93	2,244.48	2,525.05	3,086.17	3,647.30	4,208.41	5,050.10
Ditchling	1,714.82	2,000.63	2,286.43	2,572.24	3,143.85	3,715.47	4,287.06	5,144.48
East Chiltington	1,671.67	1,950.29	2,228.89	2,507.51	3,064.73	3,621.97	4,179.18	5,015.02
Falmer	1,650.86	1,926.00	2,201.14	2,476.29	3,026.58	3,576.87	4,127.15	4,952.58
Firle	1,705.52	1,989.77	2,274.02	2,558.28	3,126.79	3,695.30	4,263.80	5,116.56
Hamsey	1,688.94	1,970.44	2,251.92	2,533.42	3,096.40	3,659.39	4,222.36	5,066.84
Iford	1,641.76	1,915.39	2,189.01	2,462.64	3,009.89	3,557.15	4,104.40	4,925.28
Kingston	1,736.34	2,025.73	2,315.12	2,604.51	3,183.29	3,762.08	4,340.85	5,209.02
Lewes	1,836.76	2,142.90	2,449.02	2,755.15	3,367.40	3,979.67	4,591.91	5,510.30
Newhaven	1,786.95	2,084.78	2,382.60	2,680.43	3,276.08	3,871.74	4,467.38	5,360.86
Newick	1,684.52	1,965.28	2,246.03	2,526.79	3,088.30	3,649.82	4,211.31	5,053.58
Peacehaven	1,773.08	2,068.59	2,364.10	2,659.62	3,250.65	3,841.68	4,432.70	5,319.24
Piddinghoe	1,704.30	1,988.36	2,272.40	2,556.46	3,124.56	3,692.67	4,260.76	5,112.92
Plumpton	1,728.53	2,016.62	2,304.71	2,592.80	3,168.98	3,745.16	4,321.33	5,185.60
Ringmer	1,692.55	1,974.65	2,256.73	2,538.83	3,103.01	3,667.21	4,231.38	5,077.66
Rodmell	1,703.61	1,987.55	2,271.48	2,555.42	3,123.29	3,691.17	4,259.03	5,110.84
St Ann Without	1,641.76	1,915.39	2,189.01	2,462.64	3,009.89	3,557.15	4,104.40	4,925.28
St John Without	1,641.76	1,915.39	2,189.01	2,462.64	3,009.89	3,557.15	4,104.40	4,925.28
Seaford	1,731.54	2,020.14	2,308.72	2,597.32	3,174.50	3,751.69	4,328.86	5,194.64
Southease	1,641.76	1,915.39	2,189.01	2,462.64	3,009.89	3,557.15	4,104.40	4,925.28
South Heighton	1,702.68	1,986.47	2,270.24	2,554.03	3,121.59	3,689.16	4,256.71	5,108.06
Streat	1,689.00	1,970.50	2,252.00	2,533.50	3,096.50	3,659.51	4,222.50	5,067.00
Tarring Neville	1,641.76	1,915.39	2,189.01	2,462.64	3,009.89	3,557.15	4,104.40	4,925.28
Telscombe	1,742.16	2,032.52	2,322.88	2,613.24	3,193.96	3,774.69	4,355.40	5,226.48
Westmeston	1,691.87	1,973.85	2,255.83	2,537.81	3,101.77	3,665.73	4,229.68	5,075.62
Wivelsfield	1,724.36	2,011.75	2,299.14	2,586.54	3,161.33	3,736.12	4,310.90	5,173.08

Council Tax information

Self-Service

The self-service portal is available to all residents. You can use self-service to access information about your Council Tax, set up or change a Direct Debit and sign up to paperless billing.

Registering for this service is straightforward and should only take a few minutes. Please visit our website at lewes-eastbourne.gov.uk/self-service to sign up.

Who has to pay Council Tax?

Adults aged 18 years and over who live in a property will usually pay the Council Tax bill. People who are married, civil partners or living together as partners are jointly liable. Also, people who jointly own or rent a property are equally liable. If you live in your home alone, you can normally claim a discount.

Council Tax discounts

Discounts can usually be claimed when:

- You are living on your own in a property and it is your sole or main home - 25% Single Occupancy Discount

The following people are disregarded when calculating discounts:

- Full-time students (and certain non-UK spouses/dependants)
- Apprentices on certain apprentice schemes
- People who are severely mentally impaired and in receipt of a qualifying benefit
- 18 and 19 year olds who are at, or have just left school or college
- Care workers working for low pay, usually for charities
- People caring for someone with a disability who is not a spouse, partner, or child under 18 years old (and who are in receipt of a qualifying benefit)
- Members of visiting forces and certain international institutions
- Members of religious communities (monks and nuns)
- People who are in prison or detention (except those in prison for non-payment of Council Tax or a fine)
- Diplomats and their non-British spouses

Council Tax exemptions

Council Tax is not payable on some properties. Your bill will show if an exemption has been applied to your account. The different classes of exemption are:

Class B Unoccupied property owned and previously occupied by a charity.

Class D Unoccupied property where the liable person is in prison or detention.

Class E Unoccupied property where the liable person permanently resides in a rest home, nursing home or hospital.

Class F Unoccupied property where the liable person is deceased and probate has not been granted, or for up to six months after probate has been granted.

Class G Unoccupied property where occupation is prohibited by law.

Class H Unoccupied property waiting to be occupied by a minister of religion, where he or she would carry out the duties of his or her office.

Class I Unoccupied property where the liable person is receiving care elsewhere (not a hospital or care home).

Class J Unoccupied property where the liable person is giving care to a person elsewhere.

Class K Unoccupied property where the person who is liable to pay the Council Tax is a student and living elsewhere to study.

Class L Unoccupied property where a mortgagee is in possession.

Class M Student halls of residence.

Class N Property occupied solely by full time students undertaking a qualifying course or study.

Class O Armed forces accommodation.

Class P Visiting forces accommodation.

Class Q Unoccupied property where the liable person is a trustee in bankruptcy.

Class R Property consisting of a pitch or a mooring which is not occupied by a caravan or a boat.

Class S Property occupied solely by people less than 18 years of age.

Class T Unoccupied property which forms part of another property but cannot be let separately without a breach of planning control (e.g. an annexe).

Class U Property occupied solely by persons who are severely mentally impaired and in receipt of a qualifying benefit.

Class V Property where the liable person is a diplomat.

Class W Property occupied by an elderly or disabled dependant relative, which is part of another property (e.g. an annexe).

Disabled Band Reduction

A property may be eligible for a Disabled Band Reduction if a disabled resident has an extra room to meet the needs of their disability or if they need to use a wheelchair indoors.

Council Tax property discounts and premiums

Council Tax is discounted on some properties and some properties attract a premium. Your bill will show if a discount or premium has been applied.

Unoccupied and unfurnished properties

The council no longer offers any discounts for empty and unfurnished properties.

If a property is derelict, undergoing major renovation and structural alteration during which it can't be lived in or is undergoing conversion to flats or from flats to a house, then the Valuation Office Agency (VOA) may consider deleting the property from the Council Tax list. Contact the VOA here: gov.uk/council-tax-bands

The Council Tax band may increase when the work has finished.

As of the **1st of April 2024**, an Empty Homes Premium is charged on properties which have been empty and unfurnished for one year or more as follows:

- Premium of 100% after 1 year and up to 5 years of becoming empty
- Premium of 200% between 5 years and up to 10 years
- Premium of 300% for 10 years or more

These premiums are property related and a change in liable party will not end the premium if the property remains empty and unfurnished.

Second/holiday homes

Lewes District Council does not award a discount for second/holiday homes.

As of the **1st of April 2025**, the council will charge a Second Homes Premium of 100% for all furnished dwellings that are no one's sole or main residence.

You may be entitled to a 50% discount if by the contract of your employment you are required to live in a property provided by your employer and you pay a full Council Tax charge elsewhere e.g. a publican who must live above the premises or a school caretaker who is required to live in accommodation provided by the school.

Premium Exceptions

There are exceptions to the long-term empty and second home premiums. For further information regarding this please visit our website at lewes-eastbourne.gov.uk/ctaxpremiums

Annexes

You may be eligible for a 50% discount if you use your annexe as part of your main property, or if a relative of the person who is liable for Council Tax on the main property is living in it.

Council Tax Reduction Scheme

The Local Council Tax Reduction Scheme is a means-tested scheme to help people on low incomes pay their council tax. The rules for pensioners are set by central government and the council set the rules for people of working age.

In general, to be entitled to receive a Council Tax Reduction you will need to be in receipt of a low income whether from full/part-time employment or from other state benefits (such as Universal Credit) and have less than £16,000 in savings. Your income and savings and those of any partner will be counted when assessing entitlement. If you have another adult living with you, this might affect the amount of reduction you get.

Exceptional Hardship Scheme

The council has an Exceptional Hardship Scheme available to those who qualify for Council Tax Reduction but are suffering exceptional hardship. The application form is available on the Council's website lewes-eastbourne.gov.uk/EHP or from the council offices in High Street, Lewes.

Important information

The information in these explanatory notes is for guidance only. If you think you may be eligible for a discount or exemption, please visit our website or contact us for further information, or to make an application. Contact points are on the next page.

Please note that an inspection of a property may be necessary before an exemption, discount or removal of a premium can be considered.

If you have been awarded a discount, exemption or reduction on your Council Tax bill, you must by law, inform the Council within **21 days** of any change of circumstances which may affect your entitlement e.g. a child turning 18, a student ceasing to attend college or a property becoming occupied.

Payment by Direct Debit

Most people pay their Council Tax by monthly Direct Debit. It is safe, convenient, and straightforward. Customers who pay by Direct Debit have the choice of four different payment dates (unlike other payment methods) – 1st, 7th, 15th or 25th of the month. Direct Debit is the most cost-effective way to pay, which means we can provide better services and facilities for our residents.

If you want to pay by Direct Debit, please visit our website at [lewes-eastbourne.gov.uk/directdebit](https://www.lewes-eastbourne.gov.uk/directdebit)

Payment by monthly instalments

Council Tax is usually paid over 10 monthly statutory instalments; however, Lewes District Council offers payment over a maximum of 12 monthly instalments. If you wish to take advantage of this, please contact us. Please note the number of instalments reduces for bills issued during the course of the year.

Unable to pay your Council Tax

If you are having difficulty paying your Council Tax, or you receive a recovery notice e.g. a final notice or court summons, please contact us as soon as possible for advice on 01273 471600. For further advice and guidance regarding money and debt please visit our website at [lewes-eastbourne.gov.uk/moneyhelp](https://www.lewes-eastbourne.gov.uk/moneyhelp)

How to appeal against decisions

You have the right to appeal to the Valuation Office Agency if you believe your property is not in the correct Council Tax band (see below for contact details).

You have the right to appeal to the council if you believe you are not liable to pay Council Tax. Please note that you must continue to pay your Council Tax on time whilst an appeal is being considered. If you are successful, you will be given a refund of overpaid tax.

Contact points

Lewes District Council

Address: 6 High Street, Lewes, BN7 2AD

Website: www.lewes-eastbourne.gov.uk

Email: customerfirst@lewes-eastbourne.gov.uk

Telephone: 01273 471600

Valuation Office Agency

Website: www.gov.uk/contact-voa

CUSTOMER FIRST

Lewes and Eastbourne Councils
working together for you

Manage your accounts online, anytime



**Register with our new Council Tax portal
for the fast and secure way to:**

- Access your account information
- Set up or change a Direct Debit
- Set up E-billing to receive your bills electronically

Visit: lewes-eastbourne.gov.uk/self-service

CUSTOMER FIRST

Lewes and Eastbourne Councils
working together for you

Speediest ways to pay...



Direct Debit

Simply complete the form available on our website. Once set up, your payments will be made automatically for the rest of the year. 35,000 households in Lewes District choose this option. To get started, visit our website: lewes-eastbourne.gov.uk/directdebit



Online payment

This takes about five minutes and will need to be repeated each time you pay. To pay online, visit: lewes-eastbourne.gov.uk/payments



Automated phone line

This takes a few minutes and will need to be repeated each time you pay. To use this option, call **0800 288 8097**
No queue times.

BUSINESS RATES
FRAUD

SOCIAL HOUSING
FRAUD

RIGHT TO BUY
FRAUD

COUNCIL TAX
FRAUD

PROCUREMENT
FRAUD

GRANT
FRAUD

LETTING US KNOW ABOUT LOCAL AUTHORITY FRAUD **SAVES YOU MONEY**

Call **0800 731 7039** to report a fraud against your local authority or visit
lewes-eastbourne.gov.uk/report-fraud



Lewes District Council

