



**EASTBOURNE**

Borough Council



Working in partnership with **Eastbourne Homes**

# Council Tax Information

**2024-25**

## Welcome page

This document shows how much of your money is allocated to Eastbourne Borough Council. It shows what your money is spent on and what services are provided to you locally. It also records year-on-year changes in spending and taxes.

You can find detailed information on Eastbourne Borough Council's spending plans on our website [lewes-eastbourne.gov.uk/spending-and-performance](http://lewes-eastbourne.gov.uk/spending-and-performance)

You can find information on the allocation of Council Tax and spending by **East Sussex County Council** on their website [eastsussex.gov.uk/your-council/finance](http://eastsussex.gov.uk/your-council/finance)

The Secretary of State made an offer to adult social care authorities. ("adult social care authorities" are local authorities which have functions under Part 1 of the Care Act 2014, namely county councils in England, district councils for an area in England for which there is no county council, London borough councils, the Common Council of the City of London and the Council of the Isles of Scilly.)

The offer was the option of an adult social care authority being able to charge an additional "precept" on its council tax without holding a referendum, to assist the authority in meeting its expenditure on adult social care from the financial year 2016-17. It was originally made in respect of the financial years up to and including 2019-20. If the Secretary of State chooses to renew this offer in respect of a particular financial year, this is subject to the approval of the House of Commons."

Visit the adult social care page at [eastsussex.gov.uk/socialcare](http://eastsussex.gov.uk/socialcare)

Visit the **East Sussex Fire and Rescue** website at [esfrs.org/about-us/publication-of-information/financial-information](http://esfrs.org/about-us/publication-of-information/financial-information)

Visit the **Sussex Police and Crime Commissioner** website at [sussex-pcc.gov.uk/about/spending](http://sussex-pcc.gov.uk/about/spending)

In addition, this booklet includes information about Council Tax and discounts, premiums, reductions and exemptions.

## Council Tax Charges for 2024/25

BAND	9's of D	EBC Tax	ESCC Tax	SPA Tax	ESFA	TOTAL TAX	SPD	Single person will pay
@	5	£154.30	£987.95	£140.51	£59.72	£1,342.48	£335.62	£1,006.86
A	6	£185.16	£1,185.54	£168.61	£71.66	£1,610.97	£402.74	£1,208.23
B	7	£216.02	£1,383.13	£196.71	£83.60	£1,879.46	£469.87	£1,409.59
C	8	£246.88	£1,580.72	£224.81	£95.55	£2,147.96	£536.99	£1,610.97
D	9	£277.74	£1,778.31	£252.91	£107.49	£2,416.45	£604.11	£1,812.34
E	11	£339.46	£2,173.49	£309.11	£131.38	£2,953.44	£738.36	£2,215.08
F	13	£401.18	£2,568.67	£365.31	£155.26	£3,490.42	£872.61	£2,617.81
G	15	£462.90	£2,963.85	£421.52	£179.15	£4,027.42	£1,006.86	£3,020.56
H	18	£555.48	£3,556.62	£505.82	£214.98	£4,832.90	£1,208.23	£3,624.67

The table above shows the tax required by the four authorities for each band of property in Eastbourne for the year 1 April 24 to 31 March 2025.

The amount of Council Tax you pay is based on the value of your property. The market value of your property was set on 1 April 1991.

## Property Valuation Bands

Band	Property Valuations
A	Up to and including <b>£40,000</b>
B	From <b>£40,001</b> up to <b>£52,000</b>
C	From <b>£52,001</b> up to <b>£68,000</b>
D	From <b>£68,001</b> up to <b>£88,000</b>
E	From <b>£88,001</b> up to <b>£120,000</b>
F	From <b>£120,001</b> up to <b>£160,000</b>
G	From <b>£160,001</b> to <b>£320,000</b>
H	More than <b>£320,000</b>

Your Council Tax bill shows the band that applies to your property.

## How your Council tax is calculated

Planned spending in 2024/25	£000		Change
	23/24	24/25	
<b>Services</b>			
Corporate Services	11,135	11,387	252
Service Delivery	57,707	63,037	5,330
Regeneration and Planning	6,111	6,216	105
Tourism and Culture	14,015	13,300	(715)
Financing and Investment	3,033	5,410	2,377
<b>Gross Expenditure</b>	<b>92,001</b>	<b>99,349</b>	<b>7,349</b>
Grants and Other Income	(74,028)	(79,030)	(5,002)
<b>Total Budget Requirement</b>	<b>17,972</b>	<b>20,319</b>	<b>2,347</b>
General Government Grants	(1,927)	(1,639)	
Business Rates	(3,805)	(6,096)	
Collection Fund (Surplus)/Deficit	(121)	(7)	
Transfers to/(from) reserves and other movements	(2,602)	(2,665)	
<b>Council Tax Requirement</b>	<b>9,518</b>	<b>9,912</b>	

<b>Band D Council Tax</b>	<b>£269.68</b>	<b>£277.74</b>	<b>£8.06</b>
---------------------------	----------------	----------------	--------------

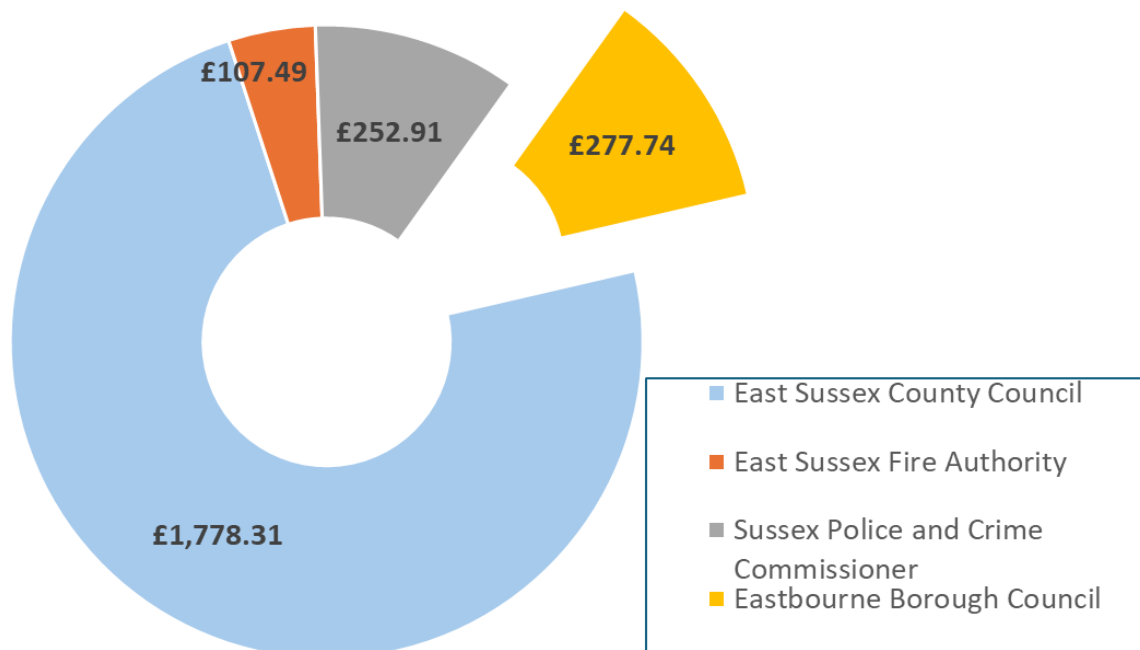
<b>Tax Base (Band D Equivalent)</b>	<b>35,294.8</b>	<b>35,687.2</b>	<b>392.4</b>
-------------------------------------	-----------------	-----------------	--------------

### How spending has changed

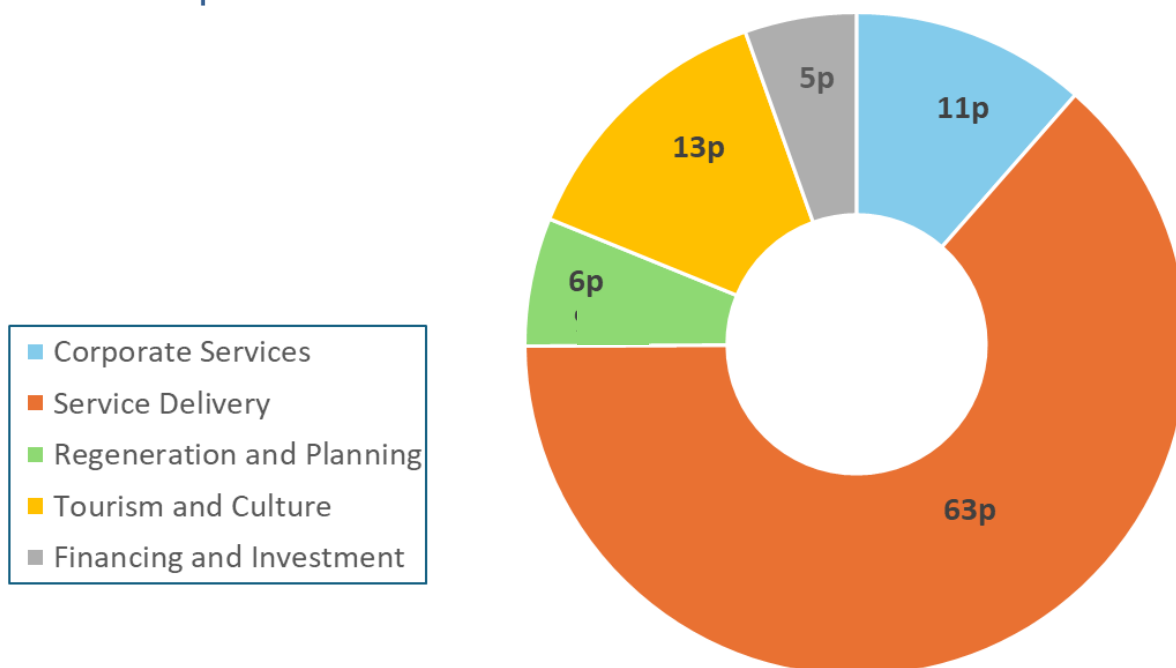
<b>Total Budget Requirement 23/24</b>	<b>17,972</b>
Net pay, prices and fee inflation	(248)
Net service planning and efficiencies	(3,145)
Service Delivery Growth	3,000
Other technical, financing adjustments	2,739
<b>Total Budget Requirement 24/25</b>	<b>20,319</b>

## Cost for a typical Band D household for 2024/25

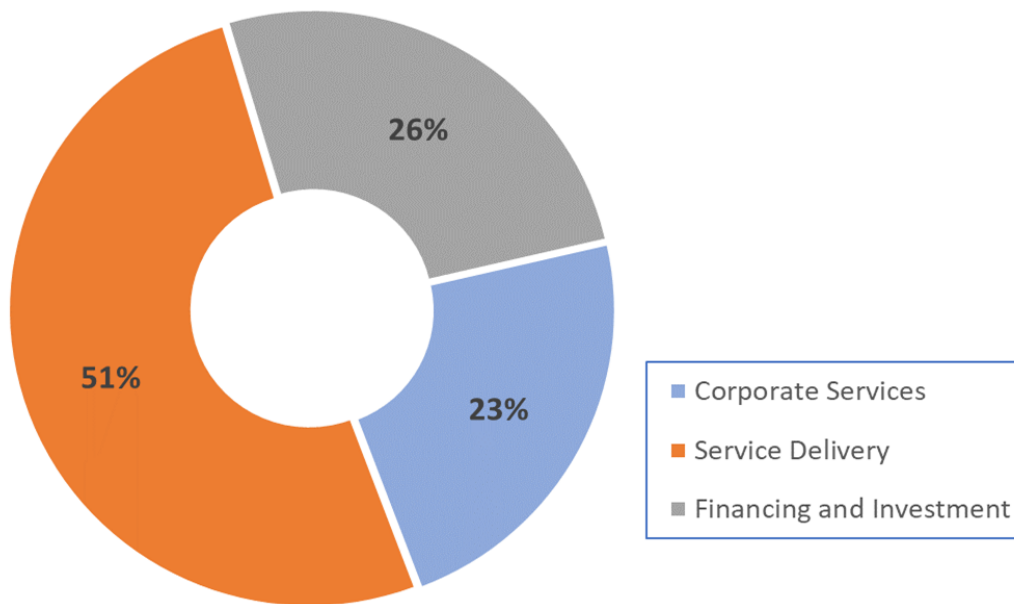
To calculate your Council Tax, we add together money needed by East Sussex County Council, East Sussex Fire Authority, Sussex Police & Crime Commissioner and Eastbourne Borough Council. We divide this amount by our tax base of **35,687.2**, which represents the estimated number of Band D equivalent properties in Eastbourne, to determine the Council Tax for Band D properties.



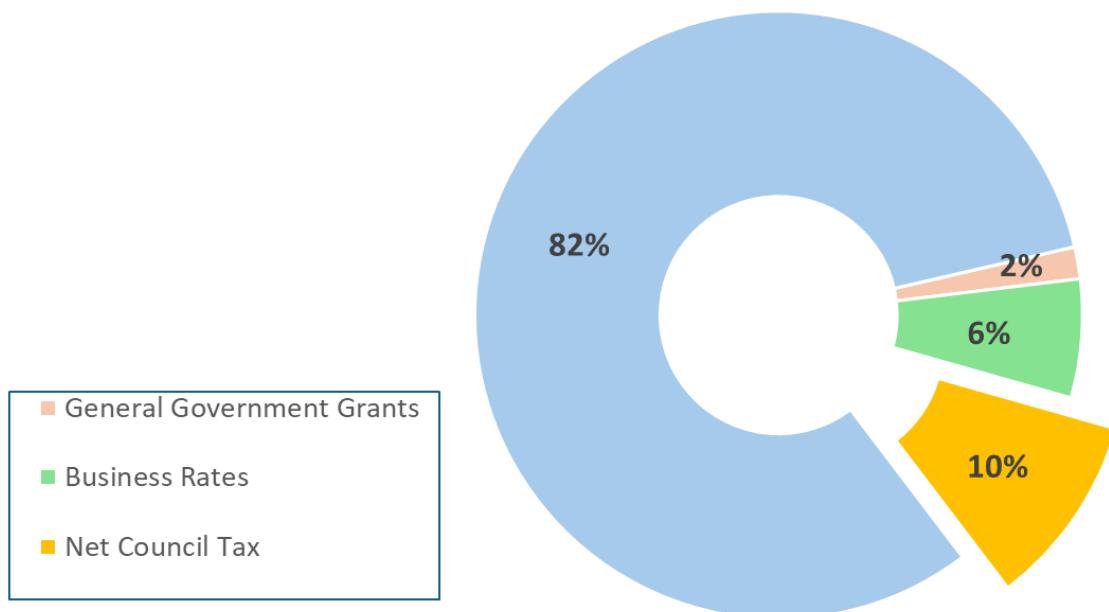
## What we spend each £1 we receive on



## How Eastbourne Borough Council spends your Council Tax



## How Eastbourne Borough Council is funded



## Council Tax information

### Self-Service

The self-service portal is available to all Eastbourne residents. You can use self-service to access information about your Council Tax, set up or change a Direct Debit and sign up to paperless billing.

Registering for this service is straightforward and should only take a few minutes. Please visit our website at [lewes-eastbourne.gov.uk/self-service](http://lewes-eastbourne.gov.uk/self-service) to sign up.

### Who has to pay Council Tax?

Adults aged 18 and over who live in a property will usually pay the Council Tax bill. People who are married, civil partners or living together as partners are jointly liable. Also, people who jointly own or rent a property are equally liable. If you live in your home alone, you can normally claim a discount.

### Council Tax discounts

Discounts can usually be claimed when:

- You are living on your own in a property and it is your sole or main home - 25% Single Occupancy Discount

The following people are disregarded when calculating discounts:

- Full-time students (and certain non-UK spouses/dependants)
- Apprentices on certain apprentice schemes
- People who are severely mentally impaired and in receipt of a qualifying benefit
- 18 and 19 year olds who are at, or have just left school or college
- Care workers working for low pay, usually for charities
- People caring for someone with a disability who is not a spouse, partner, or child under 18 years old (and who are in receipt of a qualifying benefit)
- Members of visiting forces and certain international institutions
- Members of religious communities (monks and nuns)
- People who are in prison or detention (except those in prison for non-payment of Council Tax or a fine)
- Diplomats and their non-British spouses

### Council Tax exemptions

Council Tax is not payable on some properties. Your bill will show if an exemption has been applied to your account. The different classes of exemption are:

**Class B** Unoccupied property owned and previously occupied by a charity.

**Class D** Unoccupied property where the liable person is in prison or detention.

**Class E** Unoccupied property where the liable person permanently resides in a rest home, nursing home or hospital.

**Class F** Unoccupied property where the liable person is deceased and probate has not been granted, or for up to six months after probate has been granted.

**Class G** Unoccupied property where occupation is prohibited by law.

**Class H** Unoccupied property waiting to be occupied by a minister of religion, where he or she would carry out the duties of his or her office.

**Class I** Unoccupied property where the liable person is receiving care elsewhere (not a hospital or care home).

**Class J** Unoccupied property where the liable person is giving care to a person elsewhere.

**Class K** Unoccupied property where the person who is liable to pay the Council Tax is a student and living elsewhere to study.

**Class L** Unoccupied property where a mortgagee is in possession.

**Class M** Student halls of residence.

**Class N** Property occupied solely by full time students undertaking a qualifying course or study.

**Class O** Armed forces accommodation.

**Class P** Visiting forces accommodation.

**Class Q** Unoccupied property where the liable person is a trustee in bankruptcy.

**Class R** Property consisting of a pitch or a mooring which is not occupied by a caravan or a boat.

**Class S** Property occupied solely by people less than 18 years of age.

**Class T** Unoccupied property which forms part of another property but cannot be let separately without a breach of planning control (e.g. an annexe).

**Class U** Property occupied solely by persons who are severely mentally impaired and in receipt of a qualifying benefit.

**Class V** Property where the liable person is a diplomat.

**Class W** Property occupied by an elderly or disabled dependant relative, which is part of another property (e.g. an annexe).

### Disabled Band Reduction

A property may be eligible for a Disabled Band Reduction if a disabled resident has an extra room to meet the needs of their disability or if they need to use a wheelchair indoors.

### Council Tax property discounts and premiums

Council Tax is discounted on some properties and some properties attract a premium. Your bill will show if a discount or premium has been applied.

### Unoccupied and unfurnished properties

As of the **1<sup>st</sup> of April 2024** the council does not offer any discounts for empty and unfurnished properties.

If a property is derelict, undergoing major renovation and structural alteration during which it can't be lived in or is undergoing conversion to flats or from flats to a house, then the Valuation Office Agency (VOA) may consider deleting the property from the Council Tax list. Contact the VOA here: [gov.uk/council-tax-bands](http://gov.uk/council-tax-bands)

The Council Tax band may increase when the work has finished.

As of the **1<sup>st</sup> of April 2024**, an Empty Homes Premium will be charged on properties which have been empty and unfurnished for one year or more as follows:

- Premium of 100% after 1 year and up to 5 years of becoming empty
- Premium of 200% between 5 years and up to 10 years
- Premium of 300% for 10 years or more



These premiums are property related and a change in liable party will not end the premium if the property remains empty and unfurnished.

### Second/holiday homes

Eastbourne Borough Council does not award a discount for second/holiday homes.

As of the **1<sup>st</sup> of April 2025** the council will charge a Second Homes Premium of up to 100% for all furnished dwellings that are no one's sole or main residence.

You may be entitled to a 50% discount if by the contract of your employment you are required to live in a property provided by your employer and you pay a full Council Tax charge elsewhere e.g. a publican who must live above the premises or a school caretaker who is required to live in accommodation provided by the school.

### Annexes

You may be eligible for a 50% discount if you use your annexe as part of your main property, or if a relative of the person who is liable for Council Tax on the main property is living in it.

### Council Tax Reduction Scheme

The Local Council Tax Reduction Scheme is a means-tested scheme to help people on low incomes pay their council tax. The rules for pensioners are set by central government and the council set the rules for people of working age.

In general, to be entitled to receive a Council Tax Reduction you will need to be in receipt of a low income whether from full/part-time employment or from other state benefits (such as Universal Credit) and have less than £16,000 in savings. Your income and savings and those of any partner will be counted when assessing entitlement. If you have another adult living with you, this might affect the amount of reduction you get.

From 1<sup>st</sup> April 2016 the Council decided that the scheme will include a requirement that all working age people have to pay at least 20% of their Council Tax and that those who have been self-employed for more than 12 months will have their income from self-employment based on either their actual income or 35 times the hourly National Living Wage, or National Minimum Wage if they are under 25, whichever is the higher.

### Exceptional Hardship Scheme

The council has an Exceptional Hardship Scheme available to those who qualify for Council Tax Reduction but are suffering exceptional hardship. The application form is available on the Council's website [lewes-eastbourne.gov.uk/EHP](http://lewes-eastbourne.gov.uk/EHP) or from the council offices at Town Hall, Grove Road.

### Important information

The information in these explanatory notes is for guidance only. If you think you may be eligible for a discount or exemption, please visit our website or contact us for further information, or to make an application. Contact points are on the next page.

Please note that an inspection of a property may be necessary before an exemption, discount or removal of a premium can be considered.

If you have been awarded a discount, exemption or reduction on your Council Tax bill, you must by law, inform the Council within **21 days** of any change of circumstances which may affect your entitlement e.g. a child turning 18, a student ceasing to attend college or a property becoming occupied.

#### Payment by Direct Debit

Most people pay their Council Tax by monthly Direct Debit. It is safe, convenient, and straightforward. Customers who pay by Direct Debit have the choice of four different payment dates (unlike other payment methods) – 1st, 7th, 15th or 25th of the month. Direct Debit is the most cost-effective way to pay, which means we can provide better services and facilities for our residents.

If you want to pay by Direct Debit, please visit our website at [lewes-eastbourne.gov.uk/directdebit](http://lewes-eastbourne.gov.uk/directdebit)

#### Payment by monthly instalments

Council Tax is usually paid over 10 monthly statutory instalments; however, Eastbourne Borough Council offers payment over a maximum of 12 monthly instalments. If you wish to take advantage of this, please contact us. Please note the number of instalments reduces for bills issued during the course of the year.

#### Unable to pay your Council Tax

If you are having difficulty paying your Council Tax, or you receive a recovery notice e.g. a final notice or court summons, please contact us as soon as possible for advice on 01323 410000. For further advice and guidance regarding money and debt please visit our website at [lewes-eastbourne.gov.uk/moneyhelp](http://lewes-eastbourne.gov.uk/moneyhelp)

#### How to appeal against decisions

You have the right to appeal to the Valuation Office Agency if you believe your property is not in the correct Council Tax band (see below for contact details).

You have the right to appeal to the council if you believe you are not liable to pay Council Tax. Please note that you must continue to pay your Council Tax on time whilst an appeal is being considered. If you are successful, you will be given a refund of overpaid tax.

#### Contact points

##### **Eastbourne Borough Council**

Customer First  
Town Hall  
Grove Road  
Eastbourne  
BN21 4UG

Website: [www.lewes-eastbourne.gov.uk](http://www.lewes-eastbourne.gov.uk)

Email: [customerfirst@lewes-eastbourne.gov.uk](mailto:customerfirst@lewes-eastbourne.gov.uk)

Telephone: 01323 410000

##### **Valuation Office Agency**

Website: [www.gov.uk/contact-voa](http://www.gov.uk/contact-voa)

# CUSTOMER FIRST

Lewes and Eastbourne Councils  
working together for you

## Speediest ways to pay...



### Direct Debit

Simply complete the form available on our website. Once set up, your payments will be made automatically for the rest of the year. 35,000 households in Eastbourne choose this option. To get started, visit our website: [lewes-eastbourne.gov.uk/directdebit](https://lewes-eastbourne.gov.uk/directdebit)



### Online payment

This takes about five minutes and will need to be repeated each time you pay. To pay online, visit: [lewes-eastbourne.gov.uk/payments](https://lewes-eastbourne.gov.uk/payments)



### Automated phone line

This takes a few minutes and will need to be repeated each time you pay. To use this option, call **0800 288 8097**  
No queue times.

**CUSTOMER FIRST**

Lewes and Eastbourne Councils  
working together for you

# Manage your accounts online, anytime



**Register with our new Council Tax portal  
for the fast and secure way to:**

- Access your account information
- Set up or change a Direct Debit
- Set up E-billing to receive your bills electronically

Visit: [lewes-eastbourne.gov.uk/self-service](https://lewes-eastbourne.gov.uk/self-service)



BUSINESS RATES  
FRAUD

SOCIAL HOUSING  
FRAUD

RIGHT TO BUY  
FRAUD

COUNCIL TAX  
FRAUD

PROCUREMENT  
FRAUD

GRANT  
FRAUD

# LETTING US KNOW ABOUT LOCAL AUTHORITY FRAUD **SAVES YOU MONEY**

Call **0800 731 7039** to report a fraud against your local authority or visit  
**[lewes-eastbourne.gov.uk/report-fraud](https://lewes-eastbourne.gov.uk/report-fraud)**



Lewes District Council



Working in partnership with **Eastbourne Homes**