











Land Availability Assessment - January 2022

-  Deliverable
-  Developable
-  Potentially Developable
-  Potentially Developable (Solar Farm)
-  Currently Unknown - further information required
-  Not Deliverable or Developable
-  Filtered
-  South Downs National Park
-  Parish Boundary
-  District Boundary

